


POSITIVE DRIVE



Part No: 100 XL 025
 100 10.0" Pitch Length
 XL Pitch-Trapezoidal Tooth Profile
 025 .25" Wide

KEY FEATURES & BENEFITS

- Universal trapezoidal tooth profiles drop into existing sprockets.
- High-grade compounding.
- Fiberglass tension cords for excellent resistance to shrinkage/elongation.
- Oil, ozone and abrasion resistant.
- Temperature resistance: -30° to +75° C.
- Low-maintenance / high-efficiency rating.
- Length tolerances (ISO 5296-1).

APPLICATIONS

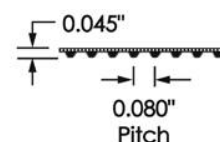
Nearly every conceivable industrial drive application where precise shaft synchronization is required. Positive Drive belts can also be used as an alternative to problem V-belt and chain drives.

- Aggregate Machinery
- Office Equipment
- Chain Drives
- Machine Tools
- Packaging Machinery
- Farm Machinery
- Paper Industry Machinery
- Home Appliances
- Food Processing Equipment
- Textile Machinery
- Printing Trade Machinery
- Mining Equipment
- Woodworking Machinery

SYNCHRONOUS

MXL (Mini Extra Light)

For small business machines, office equipment, electric equipment, etc.



Belt reference	Pitch length Lp (inches)	Pitch length Lp (mm)	Number of teeth	Belt reference	Pitch length Lp (inches)	Pitch length Lp (mm)	Number of teeth	Belt reference	Pitch length Lp (inches)	Pitch length Lp (mm)	Number of teeth
PD 392 MXL	3,92	100	49	PD 704 MXL	7,04	179	88	PD 1056 MXL	10,56	268	132
PD 400 MXL	4,00	102	50	PD 720 MXL	7,20	183	90	PD 1120 MXL	11,20	284	140
PD 432 MXL	4,32	110	54	PD 776 MXL	7,76	197	97	PD 1200 MXL	12,00	305	150
PD 440 MXL	4,40	112	55	PD 800 MXL	8,00	203	100	PD 1240 MXL	12,40	315	155
PD 448 MXL	4,48	114	56	PD 816 MXL	8,16	207	102	PD 1280 MXL	12,80	325	160
PD 472 MXL	4,72	120	59	PD 824 MXL	8,24	209	103	PD 1400 MXL	14,00	356	175
PD 480 MXL	4,80	122	60	PD 840 MXL	8,40	213	105	PD 1472 MXL	14,72	374	184
PD 488 MXL	4,88	124	61	PD 848 MXL	8,48	215	106	PD 1624 MXL	16,24	412	203
PD 536 MXL	5,36	136	67	PD 864 MXL	8,64	219	108	PD 1680 MXL	16,80	427	210
PD 544 MXL	5,44	138	68	PD 872 MXL	8,72	221	109	PD 1888 MXL	18,88	480	236
PD 568 MXL	5,68	144	71	PD 880 MXL	8,80	224	110	PD 1992 MXL	19,92	506	249
PD 576 MXL	5,76	146	72	PD 896 MXL	8,96	228	112	PD 2000 MXL	20,00	508	250
PD 584 MXL	5,84	148	73	PD 912 MXL	9,12	232	114	PD 2008 MXL	20,08	510	251
PD 600 MXL	6,00	152	75	PD 944 MXL	9,44	240	118	PD 2048 MXL	20,48	520	256
PD 640 MXL	6,40	163	80	PD 960 MXL	9,60	244	120	PD 2400 MXL	24,00	610	300
PD 664 MXL	6,64	169	83	PD 976 MXL	9,76	248	122	PD 3984 MXL	39,84	1012	516
PD 672 MXL	6,72	171	84	PD 984 MXL	9,84	250	123	PD 4128 MXL	41,28	1049	516

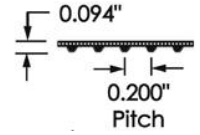
Cut belts widths: 1/8 inch = 012; 3/16 inch = 019; 1/4 inch = 025.

Sleeve: 13 inch = 1300.

Veyance Technologies Europe reserves the right to change sleeve width. Please contact Veyance Technologies Europe PTP marketing.



POSITIVE DRIVE



XL (Extra Light)

For business machines, instruments, sound equipment, etc.

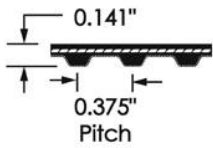
Belt reference	Pitch length Lp (inches)	Pitch length Lp (mm)	Number of teeth	Belt reference	Pitch length Lp (inches)	Pitch length Lp (mm)	Number of teeth	Belt reference	Pitch length Lp (inches)	Pitch length Lp (mm)	Number of teeth
PD 42 XL	4,20	107	21	PD 146 XL	14,60	371	73	PD 254 XL	25,40	645	127
PD 54 XL	5,40	137	27	PD 148 XL	14,80	376	74	PD 256 XL	25,60	650	128
PD 56 XL	5,60	142	28	PD 150 XL	15,00	381	75	PD 260 XL	26,00	660	130
PD 58 XL	5,80	147	29	PD 154 XL	15,40	391	77	PD 262 XL	26,20	665	131
PD 60 XL	6,00	152	30	PD 158 XL	15,80	401	79	PD 270 XL	27,00	686	135
PD 64 XL	6,40	163	32	PD 160 XL	16,00	406	80	PD 272 XL	27,20	691	136
PD 66 XL	6,60	168	33	PD 162 XL	16,20	411	81	PD 280 XL	28,00	711	140
PD 68 XL	6,80	173	34	PD 164 XL	16,40	417	82	PD 290 XL	29,00	737	145
PD 70 XL	7,00	178	35	PD 166 XL	16,60	422	83	PD 292 XL	29,20	742	146
PD 74 XL	7,40	188	37	PD 168 XL	16,80	427	84	PD 300 XL	30,00	762	150
PD 76 XL	7,60	193	38	PD 170 XL	17,00	432	85	PD 306 XL	30,60	777	153
PD 78 XL	7,80	198	39	PD 172 XL	17,20	437	86	PD 310 XL	31,00	787	155
PD 80 XL	8,00	203	40	PD 174 XL	17,40	442	87	PD 316 XL	31,60	803	158
PD 86 XL	8,60	218	43	PD 176 XL	17,60	447	88	PD 322 XL	32,20	818	161
PD 88 XL	8,80	224	44	PD 180 XL	18,00	457	90	PD 330 XL	33,00	838	165
PD 90 XL	9,00	229	45	PD 182 XL	18,20	462	91	PD 352 XL	35,20	894	176
PD 92 XL	9,20	234	46	PD 184 XL	18,40	467	92	PD 356 XL	35,60	904	178
PD 94 XL	9,40	239	47	PD 186 XL	18,60	472	93	PD 362 XL	36,20	919	181
PD 96 XL	9,60	244	48	PD 188 XL	18,80	478	94	PD 384 XL	38,40	975	192
PD 98 XL	9,80	249	49	PD 190 XL	19,00	483	95	PD 390 XL	39,00	991	195
PD 100 XL	10,00	254	50	PD 192 XL	19,20	488	96	PD 392 XL	39,20	996	196
PD 102 XL	10,20	259	51	PD 194 XL	19,40	493	97	PD 400 XL	40,00	1016	200
PD 106 XL	10,60	269	53	PD 196 XL	19,60	498	98	PD 412 XL	41,20	1046	206
PD 108 XL	10,80	274	54	PD 200 XL	20,00	508	100	PD 432 XL	43,20	1097	216
PD 110 XL	11,00	279	55	PD 202 XL	20,20	513	101	PD 450 XL	45,00	1143	225
PD 112 XL	11,20	284	56	PD 204 XL	20,40	518	102	PD 460 XL	46,00	1168	230
PD 114 XL	11,40	290	57	PD 206 XL	20,60	523	103	PD 498 XL	49,80	1265	249
PD 116 XL	11,60	295	58	PD 210 XL	21,00	533	105	PD 508 XL	50,80	1290	254
PD 120 XL	12,00	305	60	PD 214 XL	21,40	544	107	PD 548 XL	54,80	1392	274
PD 122 XL	12,20	310	61	PD 220 XL	22,00	559	110	PD 566 XL	56,60	1438	283
PD 124 XL	12,40	315	62	PD 222 XL	22,20	564	111	PD 612 XL	61,20	1554	306
PD 126 XL	12,60	320	63	PD 228 XL	22,80	579	114	PD 630 XL	63,00	1600	315
PD 128 XL	12,80	325	64	PD 230 XL	23,00	584	115	PD 662 XL	66,20	1681	331
PD 130 XL	13,00	330	65	PD 234 XL	23,40	594	117	PD 760 XL	76,00	1930	380
PD 134 XL	13,40	340	67	PD 236 XL	23,60	599	118	PD 768 XL	76,80	1951	384
PD 136 XL	13,60	345	68	PD 240 XL	24,00	610	120	PD 770 XL	77,00	1956	385
PD 138 XL	13,80	351	69	PD 242 XL	24,20	615	121	PD 900 XL	90,00	2286	450
PD 140 XL	14,00	356	70	PD 248 XL	24,80	630	124	PD 1180 XL	118,00	2997	590
PD 142 XL	14,20	361	71	PD 250 XL	25,00	635	125				
PD 144 XL	14,40	366	72	PD 252 XL	25,20	640	126				

Cut belts widths: 1/4 inch = 025
 5/16 inch = 031
 3/8 inch = 037

Sleeve: 18.5 inches = 1850

Goodyear reserves the right to change sleeve width. Please contact Goodyear PTP marketing.

POSITIVE DRIVE



L (Light)

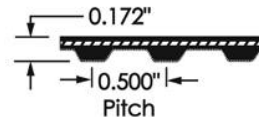
For fraction power-rated motor applications such as in-home appliances, small tools, pumps, blowers, etc.

Belt reference	Pitch length Lp (inches)	Pitch length Lp (mm)	Number of teeth
PD 124 L	12,40	314	33
PD 135 L	13,50	343	36
PD 143 L	14,30	362	38
PD 150 L	15,00	381	40
PD 157 L	15,70	400	42
PD 187 L	18,70	476	50
PD 195 L	19,50	495	52
PD 210 L	21,00	533	56
PD 217 L	21,70	552	58
PD 225 L	22,50	572	60
PD 232 L	23,20	591	62
PD 240 L	24,00	610	64
PD 244 L	24,40	619	65
PD 251 L	25,10	638	67
PD 255 L	25,50	648	68
PD 270 L	27,00	686	72
PD 285 L	28,50	724	76
PD 300 L	30,00	762	80
PD 315 L	31,50	800	84
PD 322 L	32,20	819	86
PD 345 L	34,50	876	92
PD 367 L	36,70	933	98
PD 390 L	39,00	991	104
PD 405 L	40,50	1029	108
PD 420 L	42,00	1067	112
PD 450 L	45,00	1143	120
PD 461 L	46,10	1172	123
PD 472 L	47,20	1200	126
PD 480 L	48,00	1219	128
PD 510 L	51,00	1295	136
PD 525 L	52,50	1334	140
PD 540 L	54,00	1372	144
PD 600 L	60,00	1524	160
PD 660 L	66,00	1676	176
PD 697 L	69,70	1772	186
PD 2213 L *	221,30	5620	590

Cut belts widths: 1/2 inch = 050
 3/4 inch = 075
 1 inch = 100

Sleeve: 18.5 inches = 1850
 * 13 inches = 1300

Goodyear reserves the right to change sleeve width.
 Please contact Goodyear PTP marketing.



H (Heavy)

For machine tools, pumps, fans, presses, motor generator sets, etc.

Belt reference	Pitch length Lp (inches)	Pitch length Lp (mm)	Number of teeth
PD 210 H	21,00	533	42
PD 225 H	22,50	572	45
PD 230 H	23,00	584	46
PD 240 H	24,00	610	48
PD 255 H	25,50	648	51
PD 270 H	27,00	686	54
PD 300 H *	30,00	762	60
PD 315 H	31,50	800	63
PD 320 H	32,00	813	64
PD 330 H *	33,00	838	66
PD 360 H *	36,00	914	72
PD 390 H *	39,00	991	78
PD 420 H *	42,00	1067	84
PD 450 H *	45,00	1143	90
PD 455 H	45,50	1156	91
PD 480 H *	48,00	1219	96
PD 490 H	49,00	1245	98
PD 510 H *	51,00	1295	102
PD 540 H *	54,00	1372	108
PD 560 H	56,00	1422	112
PD 570 H *	57,00	1448	114
PD 585 H	58,50	1486	117
PD 600 H *	60,00	1524	120
PD 630 H *	63,00	1600	126
PD 660 H *	66,00	1676	132
PD 700 H *	70,00	1778	140
PD 725 H	72,50	1842	145
PD 730 H	73,00	1854	146
PD 750 H *	75,00	1905	150
PD 800 H	80,00	2032	160
PD 850 H	85,00	2159	170
PD 900 H	90,00	2286	180
PD 1000 H **	100,00	2540	200
PD 1100 H **	110,00	2794	220
PD 1250 H **	125,00	3175	250
PD 1400 H **	140,00	3556	280
PD 1700 H **	170,00	4318	340
PD 2010 H **	201,00	5105	402
PD 2100 H **	210,00	5334	420
PD 2360 H ***	236,00	5994	472

Cut belts widths: 3/4 inch = 075
 1 inch = 100; 1 1/2 inch = 150
 2 inches = 200; 3 inches = 300

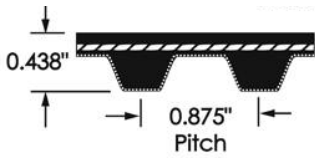
Sleeve: *** 13.0 inches = 1300
 * 14.6 inches = 1460
 ** 15.7 inches = 1570
 ** 21.3 inches = 2130

Veyance Technologies Europe reserves the right to change sleeve width.
 Please contact Veyance Technologies Europe PTP marketing.

SYNCHRONOUS



POSITIVE DRIVE *Pd*TM



XH (Extra Heavy)

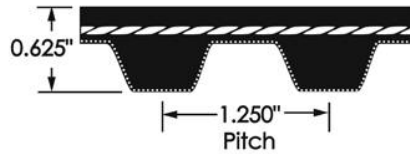
For medium torque applications on heavy industrial equipment.

Belt reference	Pitch length Lp (inches)	Pitch length Lp (mm)	Number of teeth
PD 507 XH	50,80	1289	58
PD 560 XH	56,00	1422	64
PD 630 XH	63,00	1600	72
PD 700 XH	70,00	1778	80
PD 770 XH	77,00	1956	88
PD 840 XH	84,00	2134	96
PD 980 XH	98,00	2489	112
PD 1120 XH	112,00	2845	128
PD 1260 XH*	126,00	3200	144
PD 1400 XH	140,00	3556	160
PD 1540 XH	154,00	3912	176
PD 1750 XH	175,00	4445	200

Cut belts widths: 2 inches = 200
 3 inches = 300
 4 inches = 400
 5 inches = 500

Sleeve: 13 inches = 1300
 * 21.3 inches = 2130

Veyance Technologies Europe reserves the right to change sleeve width.
 Please contact Veyance Technologies Europe PTP marketing.



XXH (Double Extra Heavy)

For high torque applications on heavy industrial equipment.

Belt reference	Pitch length Lp (inches)	Pitch length Lp (mm)	Number of teeth
PD 700 XXH	70,00	1778	56
PD 800 XXH	80,00	2032	64
PD 900 XXH	90,00	2286	72
PD 1000 XXH	100,00	2540	80
PD 1200 XXH*	120,00	3048	96
PD 1400 XXH	140,00	3556	112
PD 1600 XXH	160,00	4064	128
PD 1800 XXH	180,00	4572	144

Cut belts widths: 2 inches = 200
 3 inches = 300
 4 inches = 400
 5 inches = 500

Sleeve: 13 inches = 1300
 * 21.3 inches = 2130

Veyance Technologies Europe reserves the right to change sleeve width.
 Please contact Veyance Technologies Europe PTP marketing.

SYNCHRONOUS